DocuSign Envelope ID: 26C16426-6BFA-4F0A-9C58-A804FDBF31DB

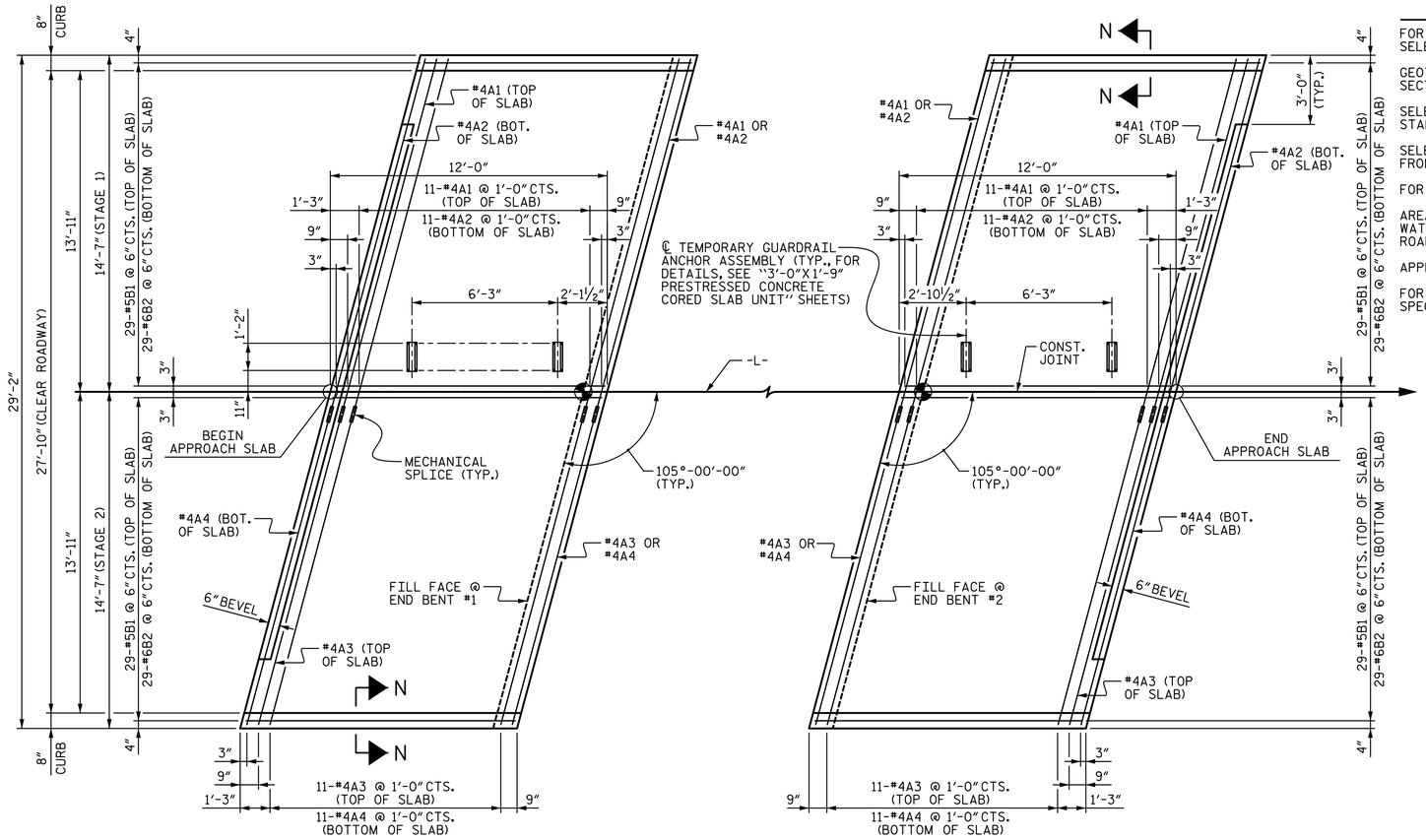

PLAN @ END BENT #1

PLAN @ END BENT #2

DIMENSIONS SHOWN ARE TYPICAL FOR BOTH APPROACH SLABS

NOTES

FOR BRIDGE APPROACH FILL INCLUDING GEOTEXTILE, 4"Ø DRAINAGE PIPE, AND SELECT MATERIAL BACKFILL, SEE ROADWAY PLANS.

GEOTEXTILE SHALL BE TYPE 1 IN ACCORDANCE WITH THE STANDARD SPECIFICATIONS SECTION 1056.

SELECT MATERIAL BACKFILL (CLASS V OR CLASS VI) SHALL BE IN ACCORDANCE WITH STANDARD SPECIFICATIONS SECTION 1016.

SELECT MATERIAL BACKFILL IS TO BE CONTINUOUS ALONG FILL FACE OF BACKWALL FROM OUTSIDE EDGE TO OUTSIDE EDGE OF APPROACH SLAB.

FOR THE 4"Ø DRAINAGE PIPE OUTLET(S), SEE ROADWAY STANDARD DRAWINGS.

AREA BETWEEN THE WINGWALL AND APPROACH SLAB SHALL BE GRADED TO DRAIN THE WATER AWAY FROM THE FILL FACE OF THE BRIDGE AND SHALL BE PAVED. SEE ROADWAY PLANS.

APPROACH SLAB GROOVING IS NOT REQUIRED.

FOR MECHANICAL SPLICES, SEE SECTION 425-5(B) OF THE STANDARD SPECIFICATIONS.

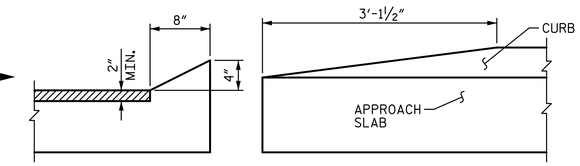

SECTION N-N

END OF CURB WITHOUT SHOULDER BERM GUTTER

CURB DETAILS

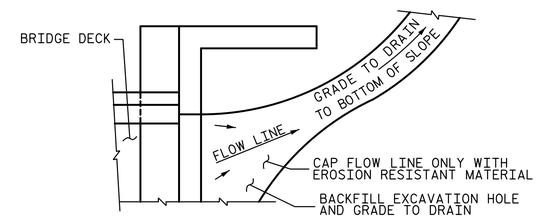

NOTE: IF THE APPROACH SLAB IS NOT CONSTRUCTED IMMEDIATELY AFTER THE BACKFILLING OF THE END BENT EXCAVATION, GRADE TO DRAIN TO THE BOTTOM OF THE SLOPE AND PROVIDE EROSION RESISTANT MATERIAL, SUCH AS FIBERGLASS ROVING OR AS DIRECTED BY THE ENGINEER TO PREVENT SOIL EROSION AND TO PROTECT THE AREA ADJACENT TO THE STRUCTURE. THE CONTRACTOR WILL BE REQUIRED TO REMOVE THESE MATERIALS PRIOR TO CONSTRUCTION OF THE APPROACH SLAB.

TEMPORARY DRAINAGE DETAIL

BILL OF MATERIAL

APPROACH SLAB AT EB 1 (STAGE 1)

BAR	NO.	SIZE	TYPE	LENGTH	WEIGHT
✳ A1	13	#4	STR	15'-11"	138
A2	13	#4	STR	15'-11"	138
✳ B1	29	#5	STR	11'-1"	335
B2	29	#6	STR	11'-7"	505
REINFORCING STEEL				LBS.	643
✳ EPOXY COATED REINFORCING STEEL				LBS.	473
CLASS AA CONCRETE				C. Y.	8.7

APPROACH SLAB AT EB 1 (STAGE 2)

BAR	NO.	SIZE	TYPE	LENGTH	WEIGHT
✳ A3	13	#4	STR	13'-11"	121
A4	13	#4	STR	13'-11"	121
✳ B1	29	#5	STR	11'-1"	335
B2	29	#6	STR	11'-7"	505
REINFORCING STEEL				LBS.	626
✳ EPOXY COATED REINFORCING STEEL				LBS.	456
CLASS AA CONCRETE				C. Y.	8.7

APPROACH SLAB AT EB 2 (STAGE 1)

BAR	NO.	SIZE	TYPE	LENGTH	WEIGHT
✳ A1	13	#4	STR	15'-11"	138
A2	13	#4	STR	15'-11"	138
✳ B1	29	#5	STR	11'-1"	335
B2	29	#6	STR	11'-7"	505
REINFORCING STEEL				LBS.	643
✳ EPOXY COATED REINFORCING STEEL				LBS.	473
CLASS AA CONCRETE				C. Y.	8.7

APPROACH SLAB AT EB 2 (STAGE 2)

BAR	NO.	SIZE	TYPE	LENGTH	WEIGHT
✳ A3	13	#4	STR	13'-11"	121
A4	13	#4	STR	13'-11"	121
✳ B1	29	#5	STR	11'-1"	335
B2	29	#6	STR	11'-7"	505
REINFORCING STEEL				LBS.	626
✳ EPOXY COATED REINFORCING STEEL				LBS.	456
CLASS AA CONCRETE				C. Y.	8.7

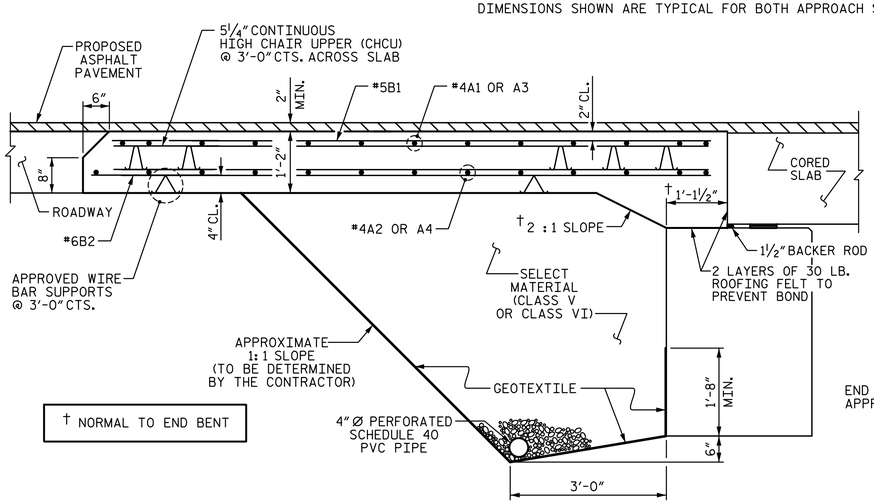

† NORMAL TO END BENT

SECTION THRU SLAB

(TYPE II - MODIFIED APPROACH FILL)

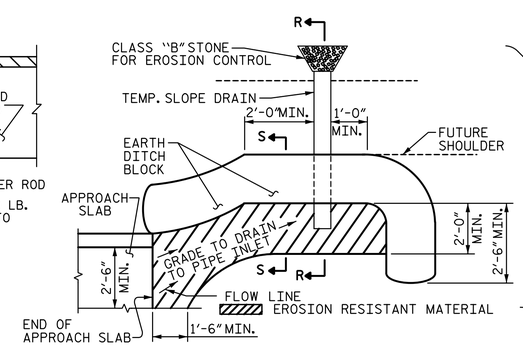

NOTE: IMMEDIATELY AFTER THE CONSTRUCTION OF THE APPROACH SLAB, THE CONTRACTOR SHALL PROVIDE TEMPORARY BERM AND SLOPE DRAIN. CONTRACTOR SHALL GRADE TO PIPE INLET AND PROVIDE EROSION RESISTANT MATERIAL AS SHOWN. THE EROSION RESISTANT MATERIAL SHALL BE EITHER 1) ASPHALT PLANT MIX, TYPE 1 OR TYPE 2, MIN. 2" DEPTH, 2) EROSION CONTROL MAT, OR 3) CONCRETE, AS DIRECTED BY THE ENGINEER. THE SLOPE DRAIN SHALL CONSIST OF A NON-PERFORATED TEMPORARY DRAINAGE PIPE, 12 INCHES IN DIAMETER.

PLAN VIEW

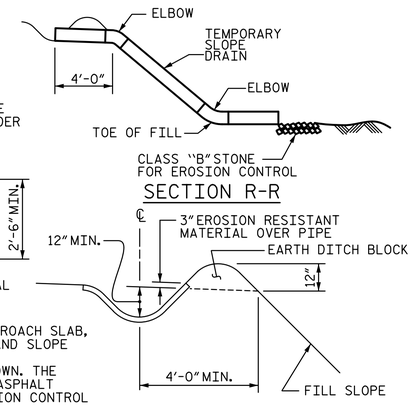

TEMPORARY BERM AND SLOPE DRAIN DETAILS

(TO BE USED WHEN SHOULDER BERM GUTTER IS REQUIRED)

PROJECT NO. 17BP.14.R.156

MACON COUNTY

STATION: 13+76.00 -L-

STATE OF NORTH CAROLINA
DEPARTMENT OF TRANSPORTATION
RALEIGH

BRIDGE APPROACH SLAB FOR PRESTRESSED CONCRETE CORED SLAB UNIT (SUB-REGIONAL TIER) 105° SKEW

NORTH CAROLINA PROFESSIONAL SEAL 038640 ENGINEER WESLEY JONES 9/5/2018

STV 100 Years
STV ENGINEERS, INC.
900 West Trade St., Suite 715
Charlotte, NC 28202
NC License Number F-0991

DOCUMENT NOT CONSIDERED FINAL UNLESS ALL SIGNATURES COMPLETED

REVISIONS							SHEET NO.
NO.	BY:	DATE:	NO.	BY:	DATE:		S-15
1			3				TOTAL SHEETS
2			4				15

DRAWN BY :	LEM	DATE :	12-17
CHECKED BY :	JWJ	DATE :	1-18
DESIGN ENGINEER OF RECORD :	JWJ	DATE :	9-18

JJones 9/12/2018 9:40:28 AM R:\Structures\Finals\401_029_17BP.14.R.156_SMU_BAS_015_550236.dgn